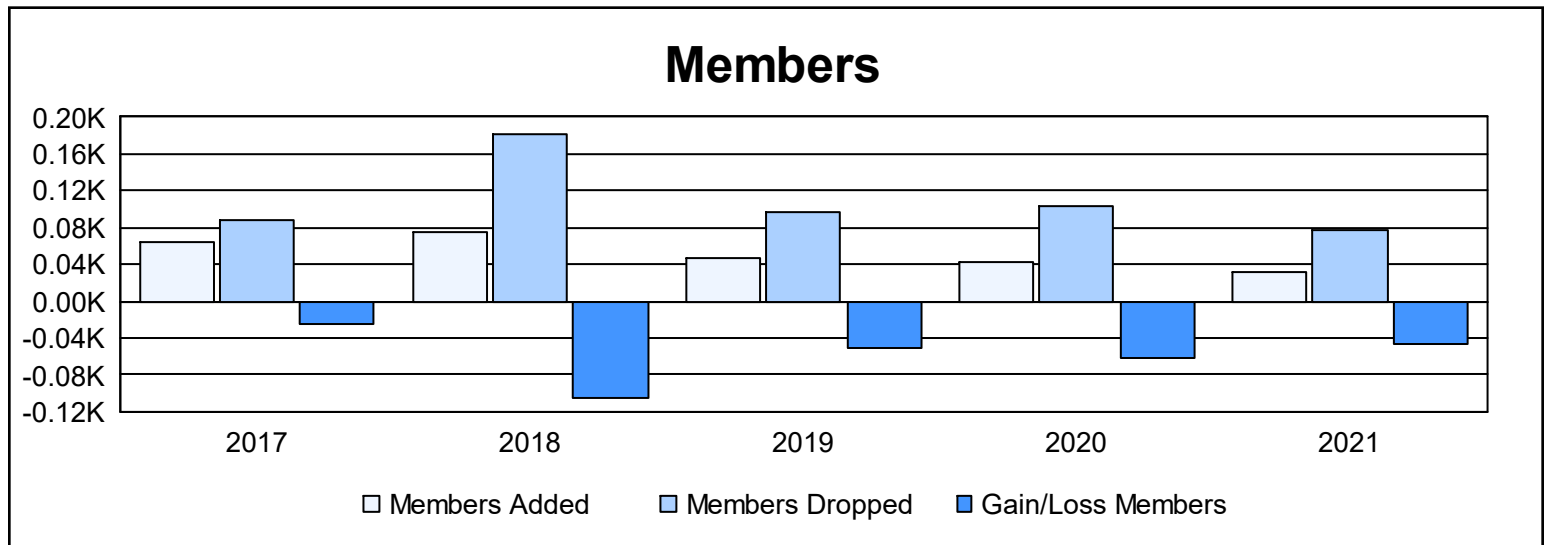
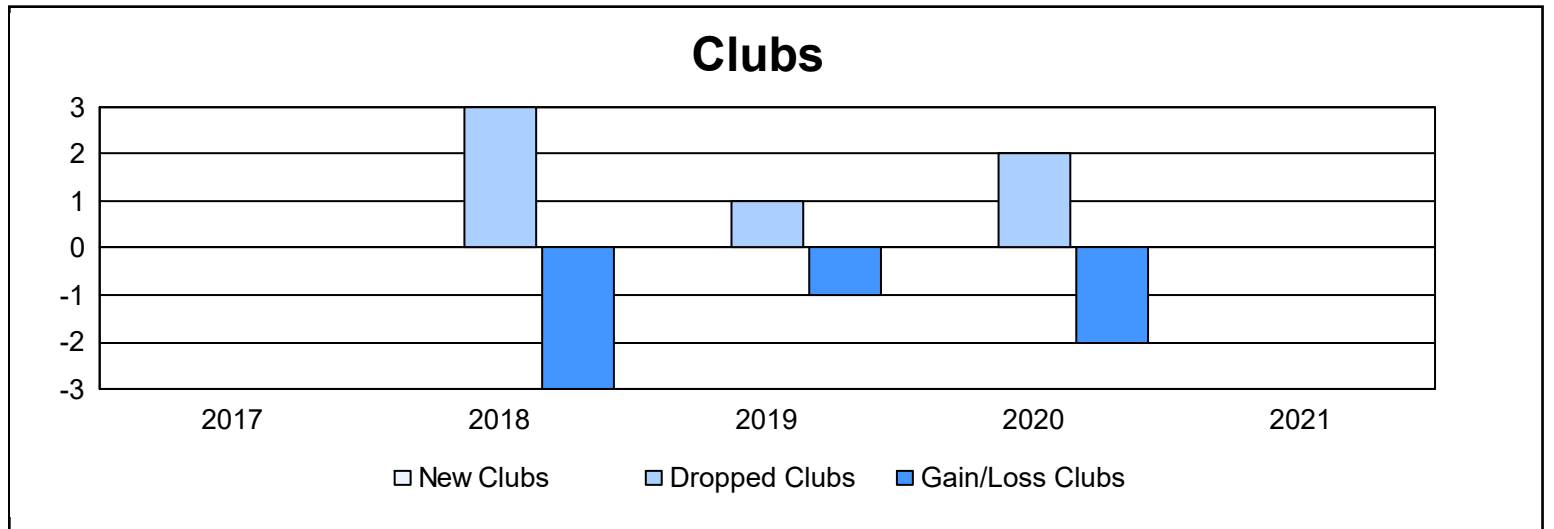
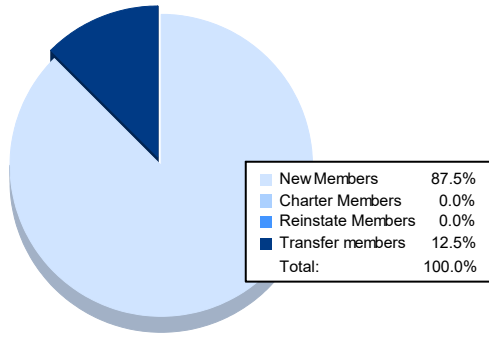


| Year           | New Clubs | Dropped Clubs | Gain/ Loss Clubs | New Members | Charter Members | Reinstate Members | Transfer Members | Total Member Added | Total Members Dropped | Gain/ Loss Members |
|----------------|-----------|---------------|------------------|-------------|-----------------|-------------------|------------------|--------------------|-----------------------|--------------------|
| 2016-2017      | 0         | 0             | 0                | 60          | 0               | 1                 | 3                | 64                 | 89                    | -25                |
| 2017-2018      | 0         | 3             | -3               | 71          | 1               | 1                 | 3                | 76                 | 182                   | -106               |
| 2018-2019      | 0         | 1             | -1               | 46          | 0               | 1                 | 0                | 47                 | 97                    | -50                |
| 2019-2020      | 0         | 2             | -2               | 41          | 0               | 1                 | 0                | 42                 | 104                   | -62                |
| 2020-2021      | 0         | 0             | 0                | 28          | 0               | 0                 | 4                | 32                 | 78                    | -46                |
| <b>Average</b> | <b>0</b>  | <b>1</b>      | <b>-1</b>        | <b>49</b>   | <b>0</b>        | <b>1</b>          | <b>2</b>         | <b>52</b>          | <b>110</b>            | <b>-58</b>         |



### Membership Composition June 2021 Cumulative



### Gender Composition June 2021 Cumulative

